

DESIGN REVIEW PACKAGE

MAIN DESIGNER

DATE

DESIGN STAGE

--	--	--

TABLE OF CONTENTS

INTRODUCTION 3

PRODUCT DEVELOPMENT SPECIFICATIONS..... 4

 INTERFACE SPECIFICATIONS 4

 FUNCTIONAL SPECIFICATIONS 4

 TECHNICAL SPECIFICATIONS..... 4

DESIGN REQUIREMENTS 5

ENGINEERING DATA 5

COMPETITIVE ANALYSIS OF EXISTING PRODUCTS 6

DRAWINGS, PROTOTYPES, AND MOCKUPS 6

TESTING DETAILS 7

 HOW YOU PLAN TO TEST THE DESIGN 7

 TEST RESULTS 7

PROJECT RISK ANALYSIS 8

 RISKS TO THE ENTIRE PROJECT 8

 HOW YOU PLAN TO ADDRESS RISKS 8

SCHEDULE 9


RESPONSES TO PRIOR FEEDBACK 10

REFERENCES..... 11

 TECHNICAL DETAILS 11


 PRODUCT DOCUMENTATION..... 11

INTRODUCTION



PRODUCT DEVELOPMENT SPECIFICATIONS


INTERFACE SPECIFICATIONS

A large, empty rectangular box with a thin grey border, intended for writing interface specifications.

FUNCTIONAL SPECIFICATIONS

A large, empty rectangular box with a thin grey border, intended for writing functional specifications.


TECHNICAL SPECIFICATIONS

A large, empty rectangular box with a thin grey border, intended for writing technical specifications.


DESIGN REQUIREMENTS

A large, empty rectangular box with a thin black border, intended for writing design requirements.


ENGINEERING DATA

A large, empty rectangular box with a thin black border, intended for writing engineering data.

COMPETITIVE ANALYSIS OF EXISTING PRODUCTS

A large, empty rectangular box with a thin grey border, intended for a competitive analysis of existing products.

DRAWINGS, PROTOTYPES, AND MOCKUPS

A large, empty rectangular box with a thin grey border, intended for drawings, prototypes, and mockups.

TESTING DETAILS

HOW YOU PLAN TO TEST THE DESIGN



TEST RESULTS



PROJECT RISK ANALYSIS

RISKS TO THE ENTIRE PROJECT

A large, empty rectangular box with a thin grey border, intended for the user to list and analyze risks to the entire project.

HOW YOU PLAN TO ADDRESS RISKS

A large, empty rectangular box with a thin grey border, intended for the user to describe their plan for addressing the identified risks.

SCHEDULE

--

RESPONSES TO PRIOR FEEDBACK

[Empty rectangular box for responses]

REFERENCES

TECHNICAL DETAILS



PRODUCT DOCUMENTATION



DISCLAIMER

Any articles, templates, or information provided by Smartsheet on the website are for reference only. While we strive to keep the information up to date and correct, we make no representations or warranties of any kind, express or implied, about the completeness, accuracy, reliability, suitability, or availability with respect to the website or the information, articles, templates, or related graphics contained on the website. Any reliance you place on such information is therefore strictly at your own risk.